



SOLAR WALL LIGHT



# INTRODUCTION

Product specifications

01 FRONT COVER

02 CATALOG

03 MAIN  
ADVANTAGES

04 SPECIFICATIONS

05 DIMENTION  
FIGURE

06 MORE DETAILS

07 CORE  
TECHNOLOGY

08 PACKAGE  
DETAIL


09 APPLICATION





# Product Advantage

ALS Technology Guarantees 10 Continuous Working Nights  
TCS Technology Ensures Longer Battery Lifespan



**Item: SWL-03PRO**

Light Brightness 2500lumens

**Solar panel**

Power Monocrystalline, 4.86V/1W

**Li-ion battery**

Capacity 3.7V14.8WH 2.0AH/PC

Charging/Discharging Temp 0~45°C / -20~60°C

Charging Time 19H

LED (OSRAM) 2835 50pcs

Color Temp 4000K, Ra 80+

Efficiency 190lm/W

UV LED -

**Performance**

Lighting Time in Rainyday > 10 days

Control Mode Button Switch, ON/OFF Long Press 1.5s

Lighting Mode  
M1: 50LM+PIR 10S (2500LM) ;  
M2: 0LM +PIR 10S (2500LM) ;  
M3: 50LM Till Dawn

Mode Indication  
Red LED :  
M1: One Blink M2: Two Blink M3: Three Blink

Capacity Indication -

PIR 120° 5m

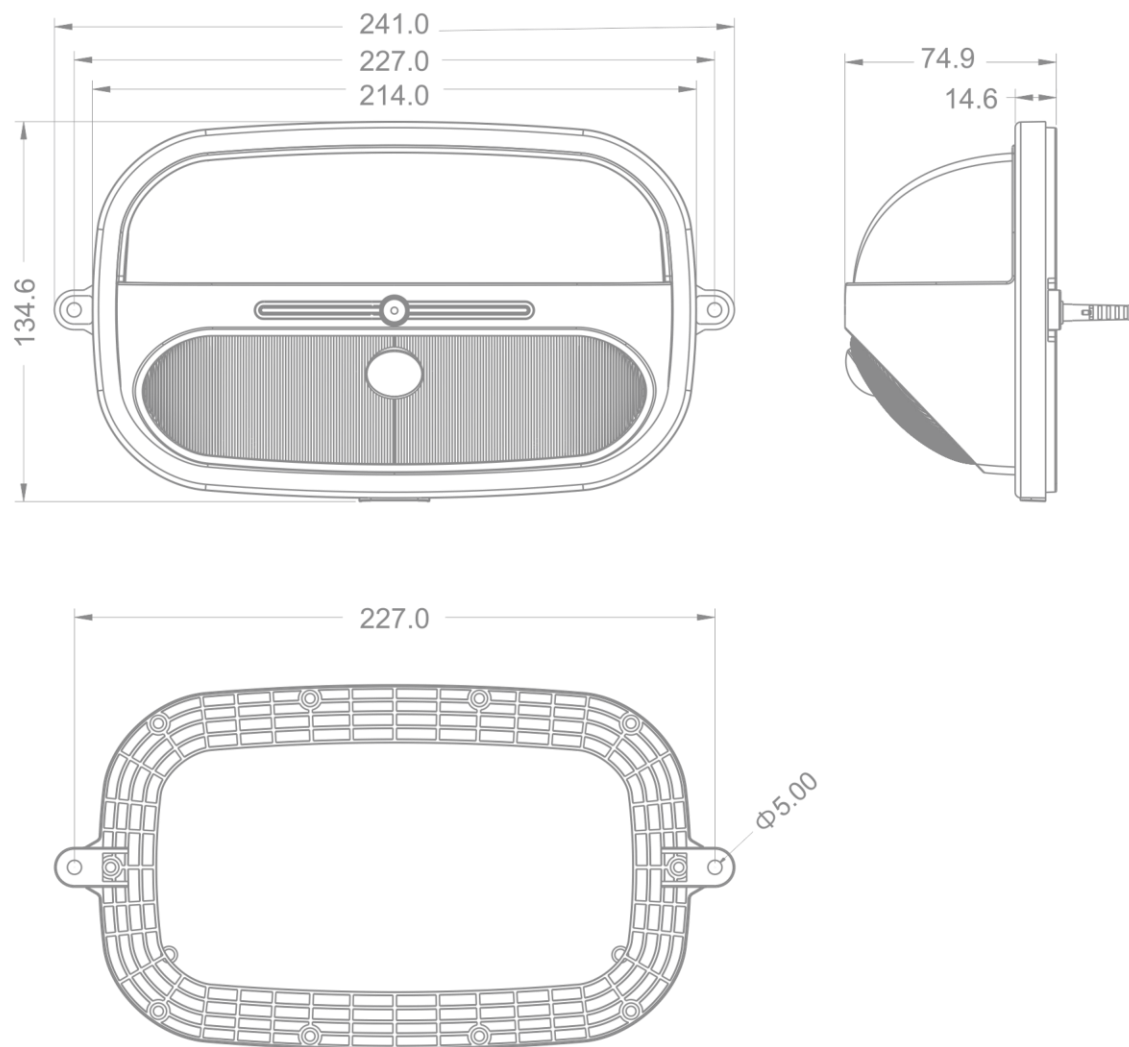
Core technology ALS 2.3

Self-Cleaning Function -

IP IP65


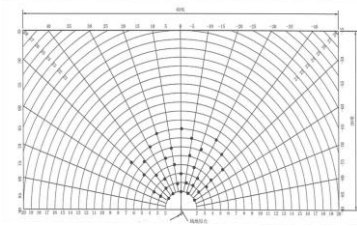
Installation Height

SOLAR LIGHT I DIMENTION FIGURE



### Detail Benefits

- Charging in daytime and lighting from dusk to dawn
- Multi operating modes for choosing
- Sensitive PIR sensor



Sunlight collector  
Solar Charging Efficiency :>19%




Switch  
PIR: 5m, 120°




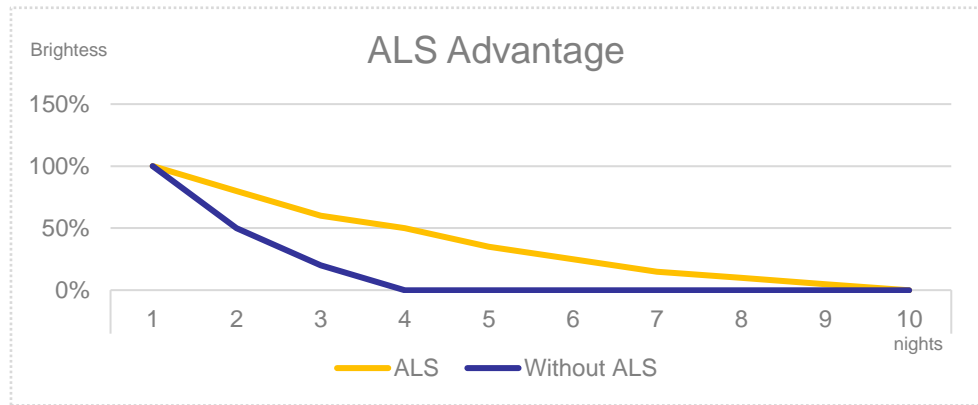
Side details



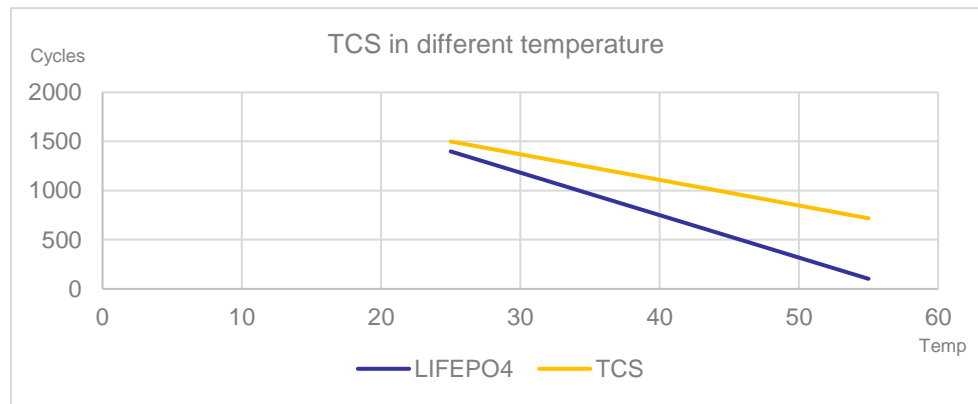
A Great Company should always pay the highest attention to the every detail design , and the craftsmanship spirit should be filled in the whole design process and mass production.



ADVANTAGE OF ALS



ADVANTAGE OF TCS



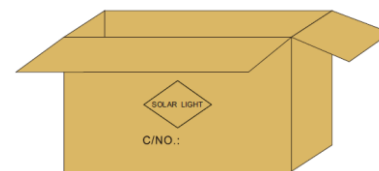
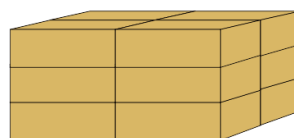
# SOLAR LIGHT I PACKAGE DETAIL

PRODUCT LIST  
SCREW : 2 PCS  
EXPANSION SCREWS : 2 PCS

INNER BOX  
SIZE: 253\*138\*88mm

3 LAYERS  
1 LAYER = 4 PCS

MASTER CARTON  
SIZE: 521\*291\*279mm  
12 PCS / CTN



PRODUCT LIST

COLOR BOX

LAYER NUMBER

CARTON

STEP 1

STEP 2

STEP 3

STEP 4

MODEL NO.	PACKING METHOD	PCS/CTN	QTY(PCS)	CTN QTY	CARTON SIZE(MM)	N.W.(KG)	G.W.(KG)
SWL-03 PRO	INNER BOX	1	1	1	253*138*88	0.52	0.72
	CARTON	12	12	1	521*291*279	6.24	8.64

Net weight and gross weight are for reference only



S / O / L / A / R / L / I / G / H / T

THANKS  
VERY  
MUCH